

Understanding the Basics of Municipal Revenues in California: Cities, Counties and Special Districts

2016 Update



Table of Contents

Overview.....	2
City Revenues In California	4
County Revenues In California	5
Special District Revenues In California	6
The Players: The State Legislature, Local Governments And The Voters.....	7
Taxes.....	8
Property Taxes.....	10
Sales And Use Taxes.....	12
Service Charges, Assessments, And Fees	15
Revenues From Other Government Agencies	17
Rent For Use Of Public Property	18
Fines, Forfeitures And Penalties.....	18
Other Revenues	19
Acknowledgements	20

OVERVIEW

Each one of California's 39 million residents lives within the boundaries of one of the state's 58 counties. Nearly 33 million people also live in one of California's 482 cities.ⁱ Californians are also served by 2,156 independent special districts.

Counties, cities and special districts provide a vast array of municipal services to residents and businesses. These services include public safety (police, fire and emergency services), parks and recreation, roads, flood protection, sewers, water, electricity, refuse disposal, recycling and other utilities. Counties have an additional role as a provider for many state-mandated services, such as foster care, public health care, jails, criminal justice and elections.ⁱⁱ

These municipal local governments rely on a variety of revenues to pay for the services and facilities they provide. The amount and composition of revenues:

- Differ between cities, counties and special districts largely because of differences in responsibilities; and
- Vary among cities, among counties and among special districts depending in part on differences in governance responsibilities.

There is a complex web of legal rules for collecting and using the variety of revenues available to municipal governments in California. These rules derive from the state constitution, state statute and court cases further interpreting those laws.

This guide provides an overview of the sources of county, city and special district revenues in California. It is an introduction to a complex topic. You can find further information in the resources listed on the last page.

How To Use This Information

These materials are not technical or legal advice. You should consult technical experts, attorneys and/or relevant regulatory authorities for up-to-date information and advice on specific situations.

CITY REVENUES IN CALIFORNIA

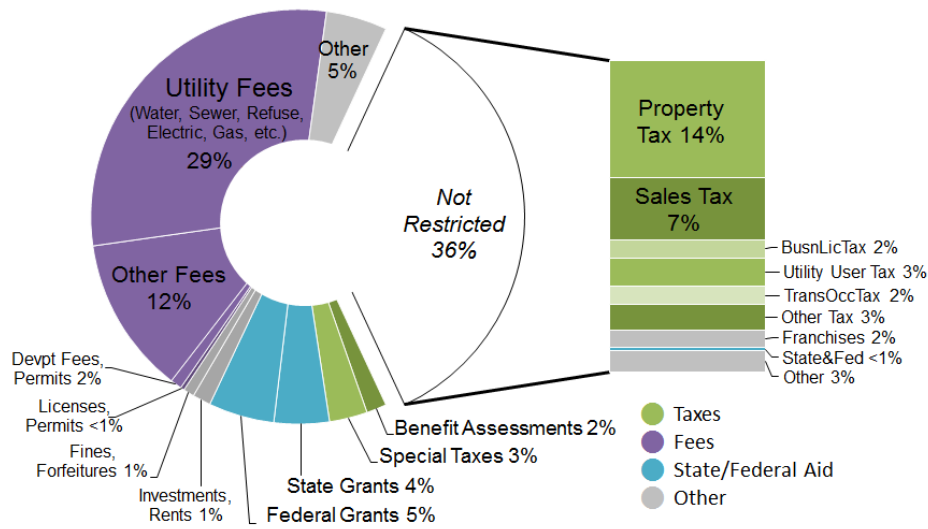
Incorporated cities (including those that refer to themselves as “towns”) are responsible for a broad array of essential frontline services tailored to the needs of their communities. These include:

- Law enforcement and crime prevention,
- Fire suppression and prevention, natural disaster planning and response, emergency medical response and transport,
- Land use planning and zoning, building safety,
- Local parks and open spaces, recreation,
- Water supply, treatment and delivery,
- Sewage collection, treatment and disposal,
- Storm water collection and drainage,
- Solid waste collection, recycling and disposal,
- Local streets, sidewalks, bikeways, street lighting and traffic controls, and
- Public transit.

Cities that are responsible for providing all or most of these functions are called “full service” - the services can be provided in-house or contracted through a private entity or another public agency. In other cities, some of these functions are the financial responsibility of other local agencies such as the county or special districts. For example, in about thirty percent of California cities, a special district provides and funds fire services. In sixty percent, library services are provided and funded by another public agency such as the county or a special district.

The mix of service responsibilities and local choice regarding service levels affects the amount and composition of revenues of each city.

California City Revenues



This is a statewide mash-up of city revenues. Individual cities vary.
 Source: Author's computations from data from California State Controller 2014-15.
 Does not include the City/County of San Francisco.

COUNTY REVENUES IN CALIFORNIA

California counties are responsible for three general areas of municipal services: 1) delegated state and federal programs, 2) countywide public services and 3) essential frontline services for residents not receiving those services from a city or special district, often in unincorporated areas (outside city boundaries).

In unincorporated areas, counties provide the essential frontline services that cities provide that are not provided by a special district. These can include police protection (through a county sheriff), roads, planning and building safety.

Counties also provide public services to all county residents, whether they live in or outside of cities. These countywide functions include:

- Public assistance (notably welfare programs and aid to the indigent),
- Public health services (including mental health and drug/alcohol services),
- Local elections,
- Local corrections, detention and probation facilities and programs (including juvenile detention), and
- Property tax collection and allocation for all local agencies, including school districts.

Funding from the federal and state government, primarily for health and human services, is the largest source of county revenues. Property taxes and sales and use taxes are the primary funding sources for many county services that do not have a dedicated state or federal funding source.

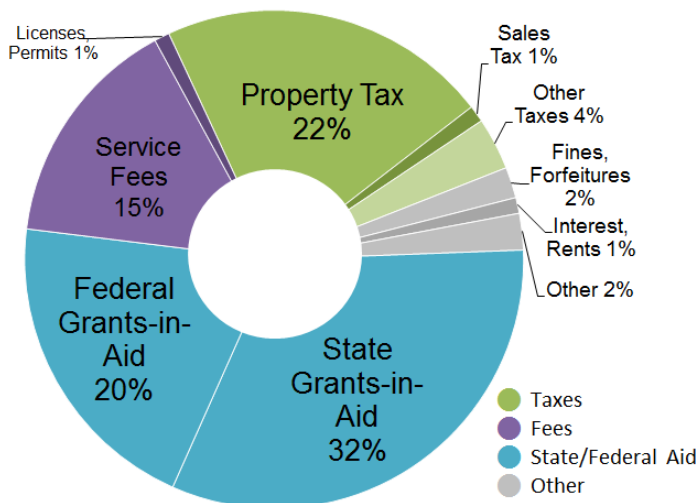
General and Functional Revenues

Municipal revenues may be viewed as falling into two broad categories: general revenues and functional revenues.

General revenues can be used for any legitimate public purpose. General purpose taxes, especially property and sales taxes, account for most general city revenues statewide.

Functional revenues are restricted by law to a particular use. These include funds derived from fees or rates that the local agency charges for public services, including municipal utilities such as water, sewer, and garbage collection, airports, marinas, harbors and water ports. Functional revenues also include most state or federal grants as they are usually restricted for particular programs.

California County Revenues



Source: Author's computations from data from California State Controller 2014-15. Includes the County/City of San Francisco.

SPECIAL DISTRICT REVENUES IN CALIFORNIA

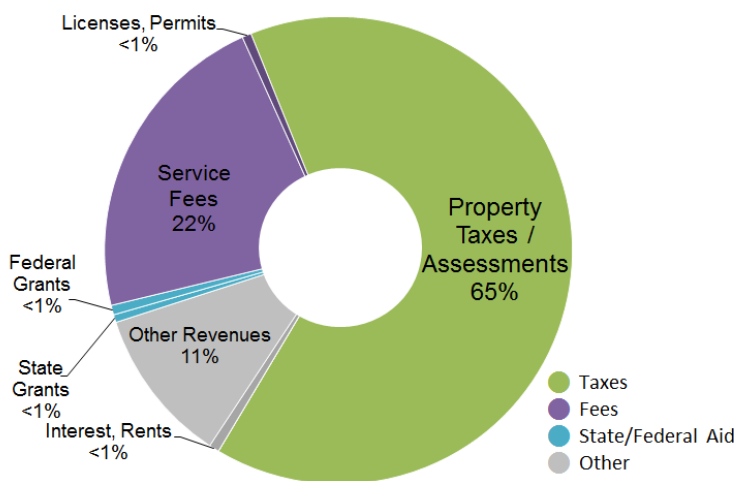
Most special districts provide one or a few municipal services to a particular geographic area. These include both enterprise and non-enterprise services. Enterprise services are funded primarily through charging a fee for service. For example, water and irrigation districts charge utility rates and fees from consumers of those services. Non-enterprise services generally do not lend themselves to fees and are primarily funded by property taxes, with relatively small amounts of fee and state and federal grant revenue. Library and fire protection services are examples of non-enterprise services.

Other districts are multifunction, providing a number of municipal services. Community services districts (CSDs) can provide as many as 32 different types of services, approximating the scope of some cities. Multifunction districts have both enterprise and non-enterprise elements and may, like cities or counties, use an array of different revenue sources.

Types of Special Districts

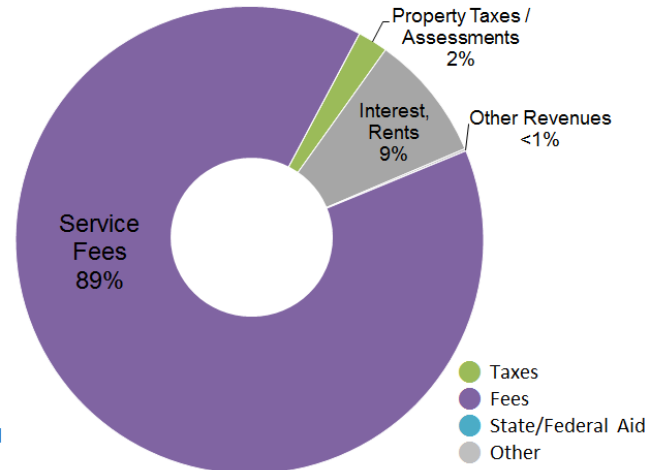
- Air Quality Management / Air Pollution Districts
- Airport Districts
- Cemetery Districts
- Community Services Districts
- Flood/Drainage Districts
- Fire Districts
- Harbor Districts
- Healthcare Districts
- Irrigation Districts
- Library Districts
- Memorial Districts
- Municipal / Resort Improvement Districts
- Open Space Districts
- Parks and Recreation Districts
- Police Protection / Ambulance Districts
- Public Utility Districts
- Reclamation Districts
- Resource Conservation Districts
- Sanitary Districts
- Waste Management Districts
- Water Districts

California Special District Revenues
Typical District (fire) Providing Non-Enterprise Services



Source: Author's computations from data from California State Controller 2014-15.

California Special District Revenues
Typical District (water) Providing Enterprise Services



Source: Author's computations from data from California State Controller 2014-15.

THE STATE LEGISLATURE, LOCAL GOVERNMENTS AND THE VOTERS

The options available to local officials in governing, managing their finances and raising revenues to provide services needed by their communities are limited. Voters have placed restrictions as well as protections in the state constitution. The state's voters and the California Legislature have acted in various ways, to support and provide, and to limit and withdraw financial powers and resources from cities, counties and special districts.

Some of the most significant limitations on the local revenue-raising include:

- Property taxes may not be increased except with a two-thirds vote to fund a general obligation bond.
- The allocation of local property tax among a county, and cities, special districts and school districts within each county is controlled by the Legislature.
- Voter approval is required prior to enacting, increasing or extending any type of local tax.
- Assessments to pay for public facilities that benefit real property require property owner approval.
- Fees for the use of local agency facilities and for services may not exceed the reasonable cost of providing those facilities and services.
- Fees for services such as water, sewer and trash collection are subject to property owner majority protest.

The Legislature has enacted many complicated changes in state and local revenues over the past 30 years. Voters have approved state constitutional protections limiting many of these actions at times followed by even more complicated maneuvers by the Legislature in efforts to solve the financial troubles and interests of the state budget.

Reacting to actions of the Legislature and the deterioration of local control of fiscal matters, local government interests placed on the ballot, and voters approved, Proposition 1A in 2004 and Proposition 22 in 2010. Together, these measures prohibit the state from:

- Enacting most local government mandates without fully funding their costs. The definition of state mandate includes a transfer of responsibility or funding of a program for which the state previously had full or partial responsibility.
- Reducing the local portion of the sales and use tax rate or altering its method of allocation, except to comply with federal law or an interstate compact.
- Reducing the combined share of property tax revenues going to the county as well as cities and special districts in a county.
- Borrowing, delaying or taking motor vehicle fuel tax allocations, gasoline sales tax allocations, or public transportation account funds.

TAXES

According to the California Constitution, every local agency charge is a “tax,” unless it falls into a list of specified exceptions:ⁱⁱⁱ

- User fees for a specific benefit, privilege, service or product provided to the payor. Items include: fees for parks and recreation classes, some utilities, public records copying fees, DUI emergency response fees, emergency medical and ambulance transport service fees.
- Regulatory fees for reasonable regulatory costs of issuing licenses and permits, and performing inspections and enforcement such as health and safety permits, building permits, police background checks, pet licenses, bicycle licenses and permits for regulated commercial activities.
- Rental fees imposed for entrance to or use of government property. These include: facility room rentals, equipment rentals, park, museum and zoo entrance fees, golf greens fees, on and off-street parking and tolls.
- Fines or penalties such as parking fines, code enforcement fees and penalties, late payment fees, interest charges and other charges for violation of the law.
- A charge imposed as a condition of property development such as building permit fees, construction and grading permits, development impact fees and fees for California Environmental Quality Act requirements.
- Benefit assessments and property related fees imposed in accordance with the provisions of Article XIII D (Proposition 218) such as a lighting and landscape assessment and fees for property related services such as many retail water and sewer fees.^{iv}

In contrast to an assessment or a fee, a tax need not be levied in proportion to specific benefit to a person or property. Tax revenues are an important source of funding for both county and city services and for many special districts. In addition to local taxes, counties rely significantly on tax dollars allocated from the state and federal governments.

	TAX- General	TAX- Parcel or Special (earmarked)	G.O. BOND (w/tax)	Fee / fine / rent
City / County	Majority voter approval	Two-thirds voter approval	Two-thirds voter approval	Majority of the governing board*
Special District	n/a	Two-thirds voter approval	Two-thirds voter approval	Majority of the governing board*
K-14 School	n/a	Two-thirds voter approval (parcel tax)	55% voter approval**	Majority of the governing board*
State	For any law that will increase the taxes of any taxpayer, two-thirds of each house of the Legislature - or approval of majority of statewide voters.		Statewide majority voter approval	Majority of each house
<small>* Additional procedures apply for property related fees. ** Per Proposition 39 (2000), maximum tax rate limits and other conditions apply for a 55% threshold school bond or threshold is two-thirds.</small>				

Counties and cities may impose a variety of taxes. Taxes fall into one of two categories: general or special.

A general tax is imposed to raise general-purpose revenues. Counties and cities may use revenues from a general tax for any lawful public purpose. A majority of voters must approve the decision to impose, increase or extend a general tax. A general tax may only be submitted for voter approval at an election for city council or board of supervisors unless a unanimous vote of the governing board declares an emergency.

A special tax is a tax imposed for a specific purpose. For example, a city may increase the sales and use tax by adding a special use tax for public safety, the acquisition of open space or transportation projects. All taxes imposed by special districts are considered special taxes. Since the tax is for a specific purpose, the revenues may only be used for that purpose. Two-thirds of voters must agree to enact, increase or extend a special tax.

County Property Tax Administration

County Assessor.

The assessor sets values on property and produces an annual property tax assessment roll.

County Auditor-Controller.

The auditor-controller receives the assessed values from the assessor and calculates the amount of property tax due.

County Treasurer-Tax Collector. The treasurer-tax collector administers the billing, collection, and reporting of property tax revenues levied annually throughout California for not only the county, but also cities, schools and special districts.

	General Tax	Special Tax
Use of Revenues	Unrestricted	Specific purpose
Governing Body Approval	<ul style="list-style-type: none"> Counties and general law cities: two-thirds Charter cities: majority Transactions and use taxes: two-thirds Special districts may not adopt general taxes. 	Majority
Voter Approval	Majority	Two-thirds
Other Rules	A general tax election must be consolidated with a regularly scheduled general election of members of the governing body, unless an emergency is declared by unanimous vote (among those present) of the governing body.	Special tax funds must be deposited in a separate account. The taxing agency must publish an annual report including: 1) the tax rate; 2) the amounts of revenues collected and expended; and 3) the status of any project funded by the special tax.

PROPERTY TAXES

All counties and cities in California receive property tax revenues. Many special districts do too. For all counties and most cities and non-enterprise special districts, property taxes are the largest source of discretionary revenues.

How Property Taxes Are Calculated in California

The property tax is imposed on “real property” (land and permanently attached improvements such as buildings) and tangible personal property (movable property such as boats, aircraft and business equipment).

The maximum tax rate permitted on real property for general purposes is one percent of the property's assessed value plus voter approved rates to fund indebtedness (general obligation bonds, requiring two-thirds voter approval).

The tax rate is applied to the assessed value (AV) of the property. The assessed value of real property is the “full cash value” of the property in 1975-76 or at change of ownership, whichever is more recent, adjusted annually by the change in the Consumer Price Index (CPI), not to exceed an annual increase of two percent. The value of new construction is additional. If a property changes hands, then the assessed value becomes the full cash value upon change in ownership.

If a property's market value falls below its factored base year value, it may be temporarily reassessed to its lower actual value but in future years may be reassessed at the lesser of its actual value or its factored base year value. This can result in increases of more than two percent as a property's actual value returns to its earlier value, as when the housing market rebounds from a slump.

Property Tax Revenue Distribution

Counties allocate property taxes to the county as well as cities, special districts and school districts within the county according to state law. Allocations among local agencies vary from place to place due to differences in the service responsibilities among agencies serving different areas and differences in the tax rates enacted by those agencies prior to Proposition 13 in 1978. Full-service cities generally receive higher shares than those that do not provide the complete range of municipal services. For example, in a city where fire services are provided by a special district, the city will get a lower share, with a portion of the property tax revenues going instead to the special district.

Property tax revenues among local governments are, of course, also dramatically affected by differences in the assessed value of properties among jurisdictions. A ten percent share in a community of average property values will result in less revenue than in a similar size wealthy bedroom community, or a community that also has a sizable business/industrial area.

Property Tax in Lieu of Vehicle License Fee

In addition to their regular apportionment of property taxes, cities and counties receive property tax revenues in lieu of Vehicle License Fees (VLF). In 2004, the Legislature permanently reduced the VLF rate from two percent to 0.65 percent and compensated cities and counties for their revenue loss with a like amount of property taxes, dollar-for-dollar. Each agency's property tax in lieu of VLF allocation increases annually in proportion to the growth in gross assessed valuation in that city or county.

What is "ERAF?"

The property tax revenues received by school districts in each county include amounts from the county "Educational Revenue Augmentation Fund" (ERAF) created by the California Legislature in 1991 as a way to reduce state general fund spending on schools. These funds receive some property tax that was previously allocated to counties, cities and special districts.

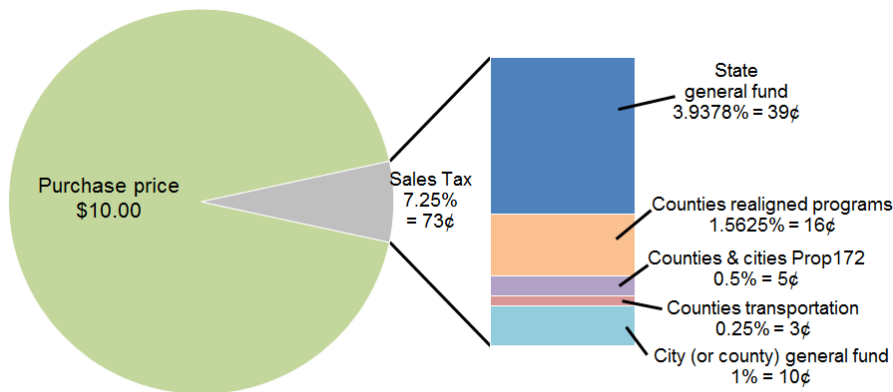
Since 2004, California's Constitution has prohibited the Legislature from increasing the amount of property tax shifted from counties, cities and special districts to ERAF or similar schemes. The state Constitution requires a two-thirds vote of the Legislature to change the allocation of property tax among the county, cities and special districts within a county.

SALES AND USE TAXES

Consumers are familiar with the experience of going to a store, buying something and having an amount added for sales tax. Services are generally exempt from the sales tax as well as certain items, like most groceries and medicine. The sales tax is assessed as a percentage of the amount purchased.

The “base” statewide sales tax rate of 7.25 percent includes amounts to:

- The state general fund (3.9375 percent),^v
- County realignment programs (state health/ welfare and corrections / law enforcement programs shifted from the state, 1.5625 percent),
- Supplemental local law enforcement grants (0.50 percent),^{vi}
- Transportation programs in the county where the transaction occurs (0.25 percent), and
- The city where the transaction occurs (1.00 percent).^{vii} If the transaction occurs in an unincorporated area, the 1.00 percent amount goes to the county.



Rates effective January 1, 2017 after the expiration of the 0.25% Proposition 30 temporary rate.

In addition to the base, statewide rate of 7.25 percent, local voters may authorize additional “transactions and use tax” rates. These additional rates raise the total effective rate to as much as 9.75% in some locations.

Cities, counties and countywide transportation agencies may impose sales tax rates to be added on to the “base” statewide sales and use tax rate. The add-on rates are actually “transactions and use taxes” and are allocated to the jurisdiction where the taxed product is received or registered (as in the case of a motor vehicle purchase). Over 120 cities have enacted transaction and use taxes of up to one percent, most commonly with majority voter approval for general purposes. Many counties and county transportation agencies have enacted rates, most commonly with two-thirds vote for specific purposes. Under current state law, the maximum combination of transactions and use tax rates in any location may not exceed two percent.^{viii}

State Sales and Use Tax Administration

The State Board of Equalization collects local sales and use tax revenues from the retailer and sends revenue from local rates and allocations back to cities and counties. In addition to administering the sales and use tax system, the State Board of Equalization collects and allocates other state taxes including fuel, tobacco and alcohol taxes.

The “Use Tax” Part of the Sales and Use Tax

California’s sales tax has a relative called the “use tax.” While the sales tax is imposed on the seller, the use tax is imposed on the purchaser and at the same rate as the sales tax. The most common example of use tax is for the purchase of goods from an out-of-state retailer for use in California.

Out-of-state retailers doing business in California are required to report to the State Board of Equalization the jurisdiction to which sold items are delivered. If the retailer has a physical presence (nexus) in California, they must collect use tax when goods are delivered to purchasers in this state. If the seller does not collect and remit the use tax, the purchaser is legally obligated to report and pay.

Business License Tax (BLT)

Most cities and a few counties have enacted business license taxes. Business license tax rates are set individually by each city and county most commonly based on gross receipts (overall business revenue) or levied at a flat rate, but may be based on the quantity of goods produced, number of employees, number of vehicles, square footage of the business or some combination of factors.

If a business operates in more than one city, a city may only tax that portion of the business's activities conducted within the city. In most cases, business license taxes are not imposed for regulatory purposes (as the term "license" might imply) but to raise revenues for general municipal purposes (i.e. a tax). If imposed as a fee to pay for the cost of regulating the business, the fee may not exceed the reasonable cost of regulating the business. (See "regulatory fees.")

Transient Occupancy Tax (TOT) or Hotel Bed Tax

Most cities and some counties impose a transient occupancy tax or hotel bed tax on persons staying thirty days or less in hotels, motels and similar lodgings, including mobile homes. A county may impose a transient occupancy taxes only in the county area outside city limits. Typically, the lodging provider collects the tax from guests and turns the funds over to the county or city.

Transient occupancy taxes are imposed by most cities and counties and range from three and a half percent to 15 percent. For cities with a transient occupancy tax, it provides seven percent of general revenues on average, and as much as 17 percent in some cities. Any increase or extension of a local tax requires voter approval.

Utility User Tax (UUT)

Many cities impose utility user taxes on the consumption of utility services, including (but not limited to) electricity, gas, water, sewer, telephone (including mobile phone and long distance), sanitation and cable television. Counties may levy utility user taxes in county area outside city limits. Any increase or extension of a local tax requires voter approval.

Utility companies usually collect utility user's taxes from their customers as part of their regular billing procedures and remit the funds collected to the city or county which imposed the tax.

Over 150 cities and a few counties levy utility user rates varying from one to 11 percent. For those jurisdictions with utility user taxes, it provides an average of 15 percent of general revenue and often as much as 22 percent.

Parcel Tax

A parcel tax is a special tax on a parcel – or unit – of real property. Unlike the property tax, a parcel tax may not be based on the value of property. Instead, parcel taxes are generally based on a flat per-parcel rate.

A parcel tax may be enacted, increased or extended by a city, county, special district or school district only with two-thirds voter approval, even for general purposes.

Documentary Transfer Taxes and Property Transfer Taxes

A documentary transfer tax is a tax imposed on the transfer of interests in real estate. Counties tax at a rate of 55 cents per \$500 of the property's value. Cities may impose the tax at up to one half of that amount, which is credited to the payment of the county tax. The Constitution allows charter cities^{ix} to

enact a property transfer tax, with voter approval, on the value of real estate that is sold. In these cases, the entire county documentary transfer tax rate goes to the county. All cities and counties in California have documentary transfer taxes or property transfer taxes.

Other Taxes

A city or county may impose other types of taxes within the limitations of and if not prohibited by state law. These include: admissions taxes, parking taxes, construction/development taxes, local vehicle registration taxes.

SERVICE CHARGES, ASSESSMENTS AND FEES

Utility Rates

Utility rates are fees for utility services charged to users who pay for special district, county or city provided water, sewer, electric or other utility services. Utility rates cover some or all of the cost of providing the service, which may include operations, maintenance, overhead, capital improvements and debt service.

Utility rates for water, sewer services and certain other utilities belong to a special category of fees called a “property-related fees.” A local government must follow certain specific procedures to impose, extend or increase a property-related fee.

To impose a property-related fee, the agency must first hold a public hearing. At the hearing, a majority of affected property owners can prevent the fee’s adoption by filing written protests. If a majority of affected property owners do not protest the fee and the fees pays for sewer, water or refuse collection, then an election is not required and the governing body may approve the fee. Other property-related fees require approval, either of two-thirds of the electorate residing in the affected area or of a majority of the owners of the property who would pay the fee.

Benefit Assessments

Assessments are charges by cities, counties or special districts on real property to pay for public facilities or services within an area which benefit either real property or businesses. A common type of assessment is one used to pay for landscaping and lighting in a neighborhood. The amount of the assessment must reflect the special benefit to the property that results from the improvements. Assessments on property are typically collected through the owner’s annual property tax bill.

A local government must follow certain specific procedures to impose benefit assessments. When a local agency considers an assessment, a majority of property owners may defeat the assessment in a public hearing procedure. If the proposed assessment is not defeated in a public hearing procedure, then a majority of the property owners subject to the charge must approve the assessment by a mailed ballot. The property owners’ votes are weighted according to how much their property will be charged.

User Fees

A city, county or special district may impose fees, charges and rates for services and facilities it provides. Examples include fees for checking plans for new construction or for recreation classes. The amount of a fee may not exceed the cost of providing the service or granting a benefit or privilege. This cost may include overhead, capital improvements and debt service.

Regulatory Fees

Regulatory fees pay for the cost of issuing licenses and permits, performing investigations, inspections and audits and the administrative enforcement of these activities. Examples include a fee to pay for the cost of processing pesticide license applications or a fee to inspect restaurants for health and safety compliance.

Development Impact Fees

Development impact fees are imposed on new construction (like new houses, apartments, shopping centers or industrial plants). They pay for improvements and facilities required to serve new development and to reduce the impacts of new development on a community.

Development impact fees (also known as “AB 1600 fees” after legislation adopted that governs such fees) pay for community amenities such as streets, sewers, parks and schools. They may not be used for day-to-day operating expenses.

The ordinance or resolution establishing the fee must explain the connection between the development project and fee. For example, a library impact fee must be connected to the demand for library services created by the construction of the development project.

The amount of the fee must not exceed the cost of providing the service or improvement that the fee pays for.

Local Debt Financing Tools

Local governments borrow money to pay for land, facilities and equipment that may require more funding than current revenues provide. Not a revenue source, but a way to leverage the timing of revenues, debt financing methods are important tools in government finance. Local governments may issue bonds and other debt instruments to finance improvements and services. These loans are paid off through taxes, assessments or fees. A variety of debt financing tools are available:

- **General Obligation Bonds.** General obligation bonds are essentially IOUs issued by public entities to finance large projects. General obligation bonds are backed by property tax revenue, which is used to repay the bond over a twenty- to thirty-year period. Increasing the property tax to repay the debt requires two-thirds voter approval and may only be done to acquire or improve real property.
- **Lease-Purchase Agreements.** In a lease-purchase agreement, sometimes called “certificates of participation,” the agency leases an asset for a period of years with the option to purchase the land or improvement at the end of the lease. The amount of the lease is equivalent to the principal and interest that would be paid if the transaction were financed as a loan.
- **Benefit Assessment and Special Tax Financing.** Benefit assessment financing is supported by benefit assessments on the property to fund acquisition of property and improvement of infrastructure and additional facilities of benefit to the property that is charged. Similarly special taxes, such as Mello-Roos taxes, may be financed with bonds to provide public improvements.
- **Revenue Bonds.** Revenue bonds are issued to acquire, construct or expand public projects for which fees, charges or admissions are charged. Because the debt service is paid from income generated by the facility or related service, such debt is considered self-liquidating and generally does not constitute debt of the issuer, subject to constitutional debt limitations.
- **Tax Allocation (Tax Increment).** Tax allocation bonds (sometimes referred to as tax-increment financing) are issued by Enhanced Infrastructure Financing Districts or Community Revitalization and Investment Authorities and repaid from the growth in property tax revenue (i.e., tax increment) and other designated revenues over a certain period, largely as a result of the funded projects in the area.

REVENUES FROM OTHER GOVERNMENT AGENCIES

Counties, cities and many special districts also receive revenues from the state and federal government. For example, over half of county revenues statewide come from state and federal sources. This reflects the role of counties in implementing state policy and programs for health and human services.

Gas Tax or Highway Users Tax

The state imposes per gallon tax on gasoline of 27.8 cents as of July 1, 2016. These funds are apportioned to cities and counties, primarily on the basis of their populations. Local gas tax revenues must be spent on research, planning, construction, improvement and maintenance of public streets, highways and mass transit. The federal government's 18.4 cents per gallon rate pays primarily for federal highways with some local grants.

Motor Vehicle License Fee (VLF)

The Motor Vehicle License Fee is a state imposed and collected tax on ownership of a registered vehicle. Counties receive vehicle license fee revenues to fund certain health, social service and public safety programs that were realigned to counties in 1991 and 2011.

State Public Safety Sales Tax

Proposition 172, a ballot measure approved in 1993, imposed a one-half percent state sales tax to be used for local public safety activities. The state distributes Proposition 172 revenues to each county based on its proportionate share of statewide taxable sales. Many cities receive a share of those funds based on losses to the state's ERAF property tax diversions.

State Mandate Reimbursement

The state constitution requires the Legislature to reimburse local governments for their costs to implement a state-mandated new program or higher level of service in an existing program. The Constitution requires the Legislature to suspend most state mandates in any year in which full funding is not provided for that mandate. The Commission on State Mandates determines the level of reimbursement in response to a claim for reimbursement filed by a local agency. The process typically takes several years during which time, local governments must spend money to comply with the mandate.

Federal and State Grants and Aid

The federal and state governments provide a wide variety of funds to counties, and a more limited set to cities and special districts. Federal and state grants comprise a large proportion of county revenues because of the many programs and responsibilities counties carry out on behalf of the federal and state governments. These funds are almost entirely restricted to specified uses. Examples include certain health, mental health, social and child welfare services.

Categorical grants support a defined program area. Categorical grants typically go to local agencies that either meet predetermined funding criteria or compete for project funding through an application process.

Block grants provide funding to a broad functional area. For example, federal Community Development Block Grant (CDBG) funds support local housing and economic development activities.

RENT FOR USE OF PUBLIC PROPERTY

Rents, Royalties and Concessions

Another way cities and counties and some special districts pay for public services is to charge rent for use of the public's property. An example is royalties from natural resources taken from land the public owns. Others include selling advertisements in publications or on buses, as well as, receiving a percentage of net profits from concessionaires operating on public property.

Franchise Fees

Franchise fees are a form of rent for use of public streets and roadways. Examples of businesses that pay franchise fees include trash collectors, cable television companies, electric utilities and oil and natural gas pipeline companies. Federal and state law limits the amount of some franchise fees (for example, video and cable television franchise fees). Franchise fees for provision of video services (like television programming) are limited and administered by the state.

FINES, FORFEITURES AND PENALTIES

Violations of the law often result in a fine of some kind. Fines, forfeitures and penalties may be imposed for many reasons. Typical examples include traffic violations, court fines, penalties and interest on late or unpaid taxes.

- State law determines the distribution of fines and bail forfeitures imposed by the state.
- State law apportions revenues for parking violations and surcharges between issuing agencies and the counties.
- A city or county may impose fines, forfeitures and penalties for civil violation of local ordinances.
- Bail for local code violations charged criminally is established by the local courts with input from the city or county.

Maintenance of Effort Requirements (MOE)

When cities and counties receive funding for programs from the state or federal government, such funding may come with strings attached. A common condition is that the city or county commit to a certain level of funding. This commitment is called "maintenance of effort."

Local agencies also receive reimbursement for revenue lost as a result of some tax exemptions and reductions. An example includes the homeowners' property tax exemption, which eliminates the property tax on a small portion of the assessed valuation of owner-occupied residential property.

OTHER REVENUES

There are other local government revenues, comparatively minor in amounts. These include interest earned on investments, sales of surplus property and gifts.

ACKNOWLEDGEMENTS

Special thanks to Michael Coleman whose expertise contributed to the 2016 update of this publication. Michael Coleman is a leading expert on California local government revenues, spending and financing. He is the creator of CaliforniaCityFinance.com, the California Local Government Finance Almanac, an online resource of data, analyses and articles on California municipal finance and budgeting.

The Institute also appreciates the contributions from the staff of the California Special Districts Association, the California State Association of Counties and the League of California Cities for their contributions and suggestions to this revised document.

ENDNOTES

ⁱ California Department of Finance, Demographic Research Unit www.dof.ca.gov/Forecasting/Demographics/Estimates/

ⁱⁱ Cal. Const. art. XI, § 1(a). *See also* Cal. Gov't Code § 23002 ("The several existing counties of the State and such other counties as are hereafter organized are legal subdivisions of the State."). *People ex rel. Younger v. County of El Dorado*, 5 Cal. 3d 480, 491, 96 Cal. Rptr. 557 (1971)

ⁱⁱⁱ Cal. Const. art XIII, section 1(e)

^{iv} A complete discussion of this list of seven exceptions can be found in the *Proposition 26 Implementation Guide* published by the League of California Cities.

^v Proposition 30 imposed an additional state general fund sales tax of 0.25 percent from 2013 through 2016, for a total base rate of 7.5% during that time.

^{vi} See "State Public Safety Sales Tax" under "Revenues From Other Government Agencies."

^{vii} In some cities, by historic agreement, the city collects less than 1.00 percent, with the difference allocated to the county. For example, in San Mateo county each city receives 0.95% of transaction within its jurisdiction and 0.05% goes to the county general fund. For a full list of local sales tax rates see Table 23A of the California State Board of Equalization Annual Report.

<http://www.boe.ca.gov/annual/table23a.htm>

^{viii} Except in the counties of Los Angeles, Alameda and Contra Costa where the maximum is 2.5 percent. Revenue and Tax Code §7251 et seq.

^{ix} For more information on Charter Cities see www.cacities.org/chartercities

Resources for Further Information

Coleman, Michael. *California Municipal Revenue Sources Handbook*, League of California Cities 2014.

Multari, Michael, Michael Coleman, Kenneth Hampian, Bill Statler. *Guide to Local Government Finance in California*, Solano Press Books, 2012.

California Legislative Analyst's Office. www.lao.ca.gov

"California Local Government Finance Almanac: Data, Statistics, Analyses on California City, County and Special District Finance." www.californiacityfinance.com

"Financial Management for Elected Officials." Institute for Local Government. www.ca-ilg.org/post/financialmanagement

"Learn About Cities." League of California Cities. www.cacities.org/Resources/Learn-About-Cities

"What Do Counties Do?" California State Association of Counties. www.csac.counties.org/californias-counties

"What are Special Districts and What Do They do?" California Special Districts Association. www.cstda.net/special-districts/

ABOUT THE INSTITUTE FOR LOCAL GOVERNMENT

The Institute for Local Government (ILG) is the nonprofit 501(c)(3) research and education affiliate of the League of California Cities, the California State Association of Counties and the California Special Districts Association. Its mission is to promote good government at the local level with practical, impartial and easy-to-use resources for California communities.

For more information and to access the Institute's resources,
visit www.ca-ilg.org.

© 2016 Institute for Local Government. All rights reserved.



www.ca-ilg.org
1400 K Street, Suite 205
Sacramento, CA 95814