

CCSD Monthly Creek Monitoring

July 2018

Monthly monitoring of San Simeon Creek, Van Gordon Creek, the San Simeon Estuary, and the Evaporation Pond



by
Cleveland Biological, LLC
535 Cuesta Place
Arroyo Grande, CA 93420
805.234.3759

Cleveland Biological	
Cindy & Paul Cleveland	
	7/15/18
	8:30 AM
<u>Estuary</u>	
Comments	-0.67 rising tide. Sandbar not breached.
<u>Pedestrian Bridge</u>	
Water Depth (ft)	na
Stream Width (ft)	na
Water Temp (F)	na
Species Noted	None
Stream Type	Run
Algae % Surface/Subsurface	na
Substrate	na
Substrate embeddedness %	na
Comments	
<u>Van Gordon Confluence</u>	
Water Depth (ft)	2.2
Stream Width (ft)	51.5
Water Temp (F)	63
Species Noted	1 Mallard with 4 ducklings
Stream Type	Pool
Algae % Surface/Subsurface	10/na
Substrate	Cobble, Gravel, and silt
Substrate embeddedness %	50
Comments	2.05. No visibility
<u>Red Legged Pool</u>	
Water Depth (ft)	3.4
Stream Width (ft)	27
Water Temp (F)	63
Species Noted	none
Stream Type	Pool
Algae Surface/Subsurface (%)	10/na
Substrate	Cobble, Gravel, and silt
Substrate embeddedness %	75
Comments	
<u>Evaporation Pond</u>	
Species Noted	9 Mallard, 3 Killdeer, Cliff swallows
Water Temp (F)	74
<u>General Comments</u>	
Comments	

CCSD Monitoring July 15, 2018



Estuary




Estuary

CCSD Monitoring July 15, 2018



Estuary



Downstream, Walking Bridge

CCSD Monitoring July 15, 2018



Upstream, Van Gordon Cr



Downstream, Van Gordon Cr

CCSD Monitoring July 15, 2018



Birds, Mallard, Van Gordon Cr



Van Gordon Cr, Water Depth

CCSD Monitoring July 15, 2018



Van Gordon Cr, Water Depth



Red Legged Pool, Upstream

CCSD Monitoring July 15, 2018



Downstream, Red Legged Pool



Red Legged Pool, Water Depth

CCSD Monitoring July 15, 2018



Red Legged Pool, Water Depth



Evaporation Pond

CCSD Monitoring July 15, 2018



Evaporation Pond



Birds, Evaporation Pond, Mallard

CCSD Monitoring July 15, 2018



Birds, Cliff swallow, Evaporation Pond



Birds, Cliff swallow, Evaporation Pond

CCSD Monitoring July 15, 2018



Aerial, Van Gordon Cr, Walking BridgeDCIM\100MEDIA\DJ_0137.JPG



Aerial, Red Legged Pool, Van Gordon CrDCIM\100MEDIA\DJ_0135.JPG

CCSD Monitoring July 15, 2018



Aerial, Evaporation PondDCIM\100MEDIA\DJI_0140.JPG



Aerial, Evaporation PondDCIM\100MEDIA\DJI_0141.JPG

CCSD Monthly Creek Monitoring

September 2018


Monthly monitoring of San Simeon Creek, Van Gordon Creek, the San Simeon Estuary, and the Evaporation Pond



by
Cleveland Biological, LLC
535 Cuesta Place
Arroyo Grande, CA 93420
805.234.3759

Cleveland Biological	
Cindy & Paul Cleveland	
	9/16/18
	9:00 AM
<u>Estuary</u>	
Comments	3.19 ft receding tide. Sandbar not breached.
<u>Pedestrian Bridge</u>	
Water Depth (ft)	na
Stream Width (ft)	na
Water Temp (F)	na
Species Noted	None
Stream Type	Run
Algae % Surface/Subsurface	na
Substrate	na
Substrate embededness %	na
Comments	
<u>Van Gordon Confluence</u>	
Water Depth (ft)	2.85
Stream Width (ft)	48.5
Water Temp (F)	61
Species Noted	2 Western pond turtle, Stickleback, Kingfisher, Great blue heron, Snowy egret
Stream Type	Pool
Algae % Surface/Subsurface	10/75
Substrate	Cobble, Gravel, and Silt
Substrate embededness %	90
Comments	Stage (718) 2.04. Poor visibility
<u>Red Legged Pool</u>	
Water Depth (ft)	2.7
Stream Width (ft)	27
Water Temp (F)	61
Species Noted	Stickleback (many with parasites)
Stream Type	Pool
Algae Surface/Subsurface (%)	10/75
Substrate	Cobble, Gravel, and Silt
Substrate embededness %	90
Comments	
<u>Evaporation Pond</u>	
Species Noted	2 Mallard, 4 sanderling, 3 Killdeer, 1 Black pheobe, Cliff swallows
Water Temp (F)	71
<u>General Comments</u>	
Comments	

CCSD Monitoring September 16, 2018



Estuary




Estuary

CCSD Monitoring September 16, 2018



Estuary



Downstream, Walking Bridge

CCSD Monitoring September 16, 2018



Upstream, Van Gordon Cr



Downstream, Van Gordon Cr

CCSD Monitoring September 16, 2018



Van Gordon Cr, Water Depth



Van Gordon Cr, Water Depth

CCSD Monitoring September 16, 2018



Red Legged Pool, Upstream



Downstream, Red Legged Pool

CCSD Monitoring September 16, 2018



Red Legged Pool, Substrate




Red Legged Pool, Water Depth

CCSD Monitoring September 16, 2018



Red Legged Pool, Water Depth



Evaporation Pond

CCSD Monitoring September 16, 2018



Evaporation Pond



Aerial

CCSD Monitoring September 16, 2018



Aerial



Aerial, Evaporation Pond

CCSD Monitoring September 16, 2018



Aerial, Evaporation Pond

CCSD Monthly Creek Monitoring

October 2018

Monthly monitoring of San Simeon Creek, Van Gordon Creek, the San Simeon Estuary, and the Evaporation Pond



by
Cleveland Biological, LLC
535 Cuesta Place
Arroyo Grande, CA 93420
805.234.3759

Cleveland Biological	
Cindy & Paul Cleveland	
	10/14/18
	9:00 AM
<u>Estuary</u>	
Comments	3.01 ft rising tide. Sandbar not breached.
<u>Pedestrian Bridge</u>	
Water Depth (ft)	na
Stream Width (ft)	na
Water Temp (F)	na
Species Noted	None
Stream Type	Run
Algae % Surface/Subsurface	na
Substrate	na
Substrate embededness %	na
Comments	
<u>Van Gordon Confluence</u>	
Water Depth (ft)	2
Stream Width (ft)	48.5
Water Temp (F)	62
Species Noted	
Stream Type	Pool
Algae % Surface/Subsurface	10/75
Substrate	Cobble, Gravel, and Silt
Substrate embededness %	90
Comments	Stage (718) 2.04. Poor visibility
<u>Red Legged Pool</u>	
Water Depth (ft)	3.4
Stream Width (ft)	26.5
Water Temp (F)	62
Species Noted	
Stream Type	Pool
Algae Surface/Subsurface (%)	10/75
Substrate	Cobble, Gravel, and Silt
Substrate embededness %	90
Comments	
<u>Evaporation Pond</u>	
Species Noted	7 Mallard, 1 Bufflehead
Water Temp (F)	64
<u>General Comments</u>	
Comments	

CCSD Monitoring October 14, 2018



Estuary



Estuary

CCSD Monitoring October 14, 2018



Estuary



Downstream, Walking Bridge

CCSD Monitoring October 14, 2018



Upstream, Van Gordon Cr



Downstream, Van Gordon Cr

CCSD Monitoring October 14, 2018



Van Gordon Cr, Water Depth



Van Gordon Cr, Water Depth

CCSD Monitoring October 14, 2018



Red Legged Pool, Upstream



Downstream, Red Legged Pool

CCSD Monitoring October 14, 2018



Red Legged Pool, Water Depth



Red Legged Pool, Water Depth

CCSD Monitoring October 14, 2018



Evaporation Pond



Evaporation Pond

CCSD Monitoring October 14, 2018



Evaporation Pond



Evaporation Pond

CCSD Monitoring October 14, 2018



Aerial



Aerial

CCSD Monthly Creek Monitoring

November 2018

Monthly monitoring of San Simeon Creek, Van Gordon Creek, the San Simeon Estuary, and the Evaporation Pond



by
Cleveland Biological, LLC
535 Cuesta Place
Arroyo Grande, CA 93420
805.234.3759

Cleveland Biological	
Cindy & Paul Cleveland	
	11/11/18
	9:30 AM
<u>Estuary</u>	
Comments	4.39 ft rising tide. Sandbar not breached.
<u>Pedestrian Bridge</u>	
Water Depth (ft)	na
Stream Width (ft)	na
Water Temp (F)	na
Species Noted	None
Stream Type	Run
Algae % Surface/Subsurface	na
Substrate	na
Substrate embededness %	na
Comments	
<u>Van Gordon Confluence</u>	
Water Depth (ft)	1.7
Stream Width (ft)	45.5
Water Temp (F)	56
Species Noted	Stickleback, 2 Mallard, 2 American coot
Stream Type	Pool
Algae % Surface/Subsurface	0/90
Substrate	Cobble, Gravel, and Silt
Substrate embededness %	90
Comments	Stage (718) 2.04. Good visibility
<u>Red Legged Pool</u>	
Water Depth (ft)	3
Stream Width (ft)	26.5
Water Temp (F)	56
Species Noted	
Stream Type	Pool
Algae Surface/Subsurface (%)	0/90
Substrate	Cobble, Gravel, and Silt
Substrate embededness %	90
Comments	
<u>Evaporation Pond</u>	
Species Noted	2 Killdeer
Water Temp (F)	66
<u>General Comments</u>	
Comments	

CCSD Monitoring November 11, 2018



Estuary




Estuary

CCSD Monitoring November 11, 2018



Estuary




Downstream, Walking Bridge

CCSD Monitoring November 11, 2018



Upstream, Van Gordon Cr



Downstream, Van Gordon Cr

CCSD Monitoring November 11, 2018



Van Gordon Cr, Water Depth



Van Gordon Cr, Water Depth

CCSD Monitoring November 11, 2018



Red Legged Pool, Upstream



Downstream, Red Legged Pool

CCSD Monitoring November 11, 2018



Red Legged Pool, Substrate



Red Legged Pool, Substrate

CCSD Monitoring November 11, 2018



Red Legged Pool, Water Depth



Red Legged Pool, Water Depth

CCSD Monitoring November 11, 2018



Aerial, Upstream



Aerial, Downstream

CCSD Monitoring November 11, 2018



Evaporation Pond



Evaporation Pond

CCSD Monitoring November 11, 2018



Aerial, Evaporation Pond



Aerial, Evaporation Pond

CCSD Monthly Creek Monitoring

December 2018

Monthly monitoring of San Simeon Creek, Van Gordon Creek, the San Simeon Estuary, and the Evaporation Pond



by
Cleveland Biological, LLC
535 Cuesta Place
Arroyo Grande, CA 93420
805.234.3759

Cleveland Biological	
Cindy & Paul Cleveland	
	12/14/18
	9:30 AM
<u>Estuary</u>	
Comments	3.35 receding tide. Sandbar not breached.
<u>Pedestrian Bridge</u>	
Water Depth (ft)	na
Stream Width (ft)	na
Water Temp (F)	na
Species Noted	None
Stream Type	Run
Algae % Surface/Subsurface	na
Substrate	na
Substrate embededness %	na
Comments	
<u>Van Gordon Confluence</u>	
Water Depth (ft)	2.6
Stream Width (ft)	54
Water Temp (F)	60
Species Noted	33 Mallard, 3 American coot, Red legged frog vocalization
Stream Type	Pool
Algae % Surface/Subsurface	0/90
Substrate	Cobble, Gravel, and Silt
Substrate embededness %	90
Comments	Stage (718) 2.04. Poor visibility, heavy with tannins
<u>Red Legged Pool</u>	
Water Depth (ft)	3.7
Stream Width (ft)	29.5
Water Temp (F)	60
Species Noted	
Stream Type	Pool
Algae Surface/Subsurface (%)	0/90
Substrate	Cobble, Gravel, and Silt
Substrate embededness %	90
Comments	
<u>Evaporation Pond</u>	
Species Noted	14 Mallard, 7 Killdeer, 1 Eared grebe
Water Temp (F)	56
<u>General Comments</u>	
Comments	

CCSD Monitoring December 16, 2018



Estuary



Estuary

CCSD Monitoring December 16, 2018



Estuary



Downstream, Walking Bridge

CCSD Monitoring December 16, 2018



Upstream, Van Gordon Cr



Downstream, Van Gordon Cr

CCSD Monitoring December 16, 2018



Van Gordon Cr, Water Depth



Van Gordon Cr, Water Depth

CCSD Monitoring December 16, 2018



Red Legged Pool, Upstream



Downstream, Red Legged Pool

CCSD Monitoring December 16, 2018



Red Legged Pool, Water Depth



Red Legged Pool, Water Depth

CCSD Monitoring December 16, 2018



Evaporation Pond



Evaporation Pond

CCSD Monitoring December 16, 2018



Aerial, Upstream



Aerial, Downstream

CCSD Monitoring December 16, 2018



Aerial, Evaporation Pond



Aerial, Evaporation Pond