

Fisci the Fire Safety Fox & Friends

Wildfire Activity & Coloring Book for California Kids

By Mari A. Lee, MA, LMFT

Illustrations by John S. Dubin



Fisci the Fire Safety Fox [™] & Friends

Wildfire Activity & Coloring Book for California Kids

Entire contents © Copyright 2022 by Mari A. Lee, John S. Dubin.
All Rights Reserved.

Book Cover Design and Illustrations by John S. Dubin, www.johndubinart.com
Photographs by Mari A. Lee
All rights reserved

Fisci the Fire Safety Fox [™] and all characters within the book are the intellectual property of the author and artist. No portion of this book may be reproduced in any form without written permission from the author. You may not distribute this material electronically or physically for sale or for financial gain or other self-interests. You may not produce videos, images, characters, mascots, or other merchandise using any of the materials or characters without written permission from the author and artist. You may not use any of the material in any capacity, including the art work, or the characters without written permission.

You may not upload this to your website without a signed licensing contract.
For permissions contact: Mari A. Lee, LMFT, CSAT-S at
mari@growthcounselingservices.com

Published by Growth Counseling Services, Inc.
PO Box 11
Glendora, California, 91741
www.growthcounselingservices.com

Disclaimer: All information contained within this ebook is for informative purposes only. This e-book and the information within it are not offered as counseling, therapeutic, or emergency expert advice. The characters represented are fictitious and created by the author and artist. Please consult with a fire safety professional if you have questions and wish to seek support in preparing for or surviving a wildfire. The author and artist are not affiliated with any of the resources listed. By choosing to read this book, you release the authors and artist, and any business, entity, associate, company or person that the authors and artist are affiliated with of any liability.

Dedicated to the "kids" of Cambria, CA.,
and to all of the wonderful families in San Luis Obispo County,
and across the Golden State of California.

Let's keep working together for wildfire safety!



Meet the Author...



Mari Lee is a Licensed Marriage and Family Therapist and the founder of Growth Counseling Services. She is a lifelong California native residing in Cambria, CA.

For over a decade, Mari has specialized in working with individuals and couples struggling with trauma, addictions, anxiety, betrayal and grief. She is also passionate about supporting first responders, their spouses and families, as well as survivors of natural disasters and wildfires.

Mari is a faculty member and ethics committee member with the International Institute of Trauma and Addiction Professionals, and a senior faculty member and consulting supervisor with The Mindfulness Academy for Addiction and Trauma Training.

In addition to her degree and license as a Psychotherapist, she is a certified Mindfulness Based Addiction and Trauma Therapist and Consulting Supervisor, MBATT-CS, a Certified Sex Addiction Therapist and Supervisor, CSAT-S, a Certified Partners Trauma Therapist and Supervisor, CPTT-S, a Certified Telehealth Therapist, Certified Rainbow Educator and Advocate, and is trained in Domestic Violence, EMDR trauma therapy, and Gottman's couples therapy.

Mari is a national speaker and the author of several books including, "Healing from Betrayal", "The Creative Clinician", "Facing Heartbreak: Steps to Recovery for Partners of Sex Addicts", and a contributing author of, "Behavioral Addictions: Criteria, Evidence and Treatment."

Mari loves to travel, learn, read, dance, swim, explore, spend time with friends and family, and has been an advocate for rescue animals her entire life, including her latest rescue kitty friend, Stanley. She loves scary movies, and her favorite snacks are chocolate cupcakes with buttercream frosting, guacamole and chips, and sweet and salty popcorn.

In all of her various roles, Mari feels blessed to help hurting people heal, and is honored to support our environment and the furry and feathered creatures that live along the central coast and across the beautiful state of California.

You may contact Mari at: mari@growthcounselingservices.com

Meet the Artist...



John Dubin is a fine artist, painter, illustrator, animator, and creator of “Fisci the Fire Safety Fox”™, “Moonstone the Sea Otter”™, and the rest of the fun creatures throughout this book.

John is a native Californian who loves nature, sealife, birds and animals, especially throughout the central and north coasts of the golden state.

John is a Los Angeles based high school art and animation teacher for over 20 years. He enjoys inspiring his students to think beyond their limitations and encourages kids to reach for the stars and pursue their creative dreams.

Prior to teaching High School, John was a certified gemologist, trained through the Gemological Institute of America, the world's foremost authority in gemology. His interest in geology, rocks, fossils and minerals continues to this day.

John's love of travel, along with his sense of whimsical humor, his care for the environment, and animal advocacy, influences his illustrations and artwork - including Fisci the Fire Safety Fox™, Moonstone the sea otter™, and the other animals, birds and sea creatures. He draws inspiration from the beauty of his home state of California, especially the rugged and unique coastlines and foothills.

He enjoys rock collecting, searching for fossils, hiking, and exploring! A few of John's favorite travels include Jeep and snorkeling adventures across volcanic trails and oceans, especially in Kona, Hawaii, hiking in Iceland, and digging for diamonds in Arkansas.

In his downtime you can find John and his green thumb tending to his plants, enjoying time with his two rescue kitties, Oliver and Jeremiah, or watching a Sci Fi movie like Godzilla! John's favorite snacks are tacos of any kind and berry pies! He is grateful to God for all the good people and blessings in his life.

John can be reached at [johndubinart@gmail.com](mailto: johndubinart@gmail.com), and you are welcome to visit his artwork and paintings at www.JohnDubinArt.com



Hello you fantastic “kids” and families!

If you, your parents, or your guardians are reading this book, you might be a California “kid.” My name is Fisci, the Fire Safety Fox™, and my best friend Moonstone the sea otter™ and I, along with our ocean pals and forest friends, live in the beautiful coastal community of Cambria, California where the pine trees meet the sea.

Moonstone and I, along with all of our friends, need your help in preparing for wildfire safety.

There are creative pictures to color and draw, fun questions to answer, and silly and wise creatures to meet on the pages ahead.

Moonstone would like to see what our furry and feathered friends, and sea creature companions are doing to support California wildfire safety. It will be exciting to learn how to help our families and communities prepare!

If you are ready to get started on your wildfire safety adventure then nod your head, or whistle something funny, snap your fingers, wiggle your toes, clap your hands, and say or sign, “Let’s have fun with Fisci and Moonstone!”



Meet the Leffingwell Deer Family...



Mr. Burton Leffingwell and his wife, Mrs. Marine Leffingwell, along with their deer children, Santa and Rosa, have a good plan to leave their forest home safely.

Wildfire plans include knowing how to safely exit your home. Remember, hiding in closets or under a bed during a wildfire or house fire is **not** safe.


It is wise to practice a home escape safety plan in case of a wildfire emergency and evacuation.

The Leffingwell deer family wants to encourage you and your family to have a safe place to meet if you need to evacuate your home during a wildfire or fire.

Time for Fun!


What is your family's emergency home evacuation plan?

Write that inside the shape below:



Can you, your family or guardians choose a date each month to practice this plan?

When you have chosen a date, color the California Poppies and add your date below:



Our family practice date is: ____ / ____ / ____



Tipton the Turkey and his teen feathered friends, LaTisha, Tomas, and Carmel remind us that we don't have to lurk around alone when it comes to wildfire safety.

Having a buddy system is important and fun!

Who are your buddies that can help you skate to safety in case of a wildfire emergency?

My wildfire safety buddies are:

1. _____

2. _____

How can you and your friends help your community with wildfire safety?

1. _____

2. _____

Time for fun!

What would you like your safety skateboard to look like?

Please draw it below...

MY WILDFIRE SAFETY SKATEBOARD





Whooooo will help?


Mr. Owl Capone is our friendly elder owl. He is an artist who likes to paint, and bakes delicious chocolate chip cookies that he shares with his neighbors. As an artist, Mr. Owl reminds us art doesn't have to be perfect - it is fun and unique to have your own style.


Owl Capone lives alone and needs assistance from his neighbors to prepare for a wildfire. He is fearful about asking for help because he doesn't want to be a burden. Owl says, "Whooo will help me prepare?"



Here is a canvas for you to color, paint, or draw a picture of how you can help an elderly neighbor with wildfire safety preparation.

'Whooo' is ready to have some fun?





Say hello to Hearsty!

Hearsty the thirsty fire hydrant is one happy guy!

He is popping in to remind you and the other forest creatures, to please have your parents or caregivers park away from fire hydrants.

In case of a fire or wildfire emergency, the fire department will need to have access to the water from the happy hydrants.


Please think of a happy saying for Hearsty and write it in his talk bubble.

What would you like to name your neighborhood fire hydrant?





Name: _____

"Hi!"





Ms. Rabbit Lampton is a first grade teacher and a loving foster mom. She and her foster kid bunnies, Morro, Pismo, Paso, and Harmony are busy getting their wildfire safety supplies ready. How can these smart bunnies help?

-  Morro will gather healthy snacks; his favorite is crunchy, sweet carrots!
-  Pismo has the first aid kit, and wants to be a doctor when she grows up.
-  Paso reminds us to include a flashlight in the emergency kit - don't forget batteries!
-  Harmony says to stay hydrated and please recycle plastic bottles to help our earth!

Ms. Lampton is proud of her foster bunnies and encourages them each day.

Time for fun!


Can you name three emergency supplies that you see in the bunny picture?

- 1.
- 2.
- 3.

What are three supplies that you and your family or caregiver should have in your emergency kit for wildfire safety preparation?

- 1.
- 2.
- 3.

Draw your emergency fire safety supplies in the cupboard below:





Let's work together..

Westside the Woodpecker encourages us to rake the leaves and pick up debris around our house, condo, apartment or dwelling to prevent wildfires.

We can also cut back dry grasses and overgrown branches, remove any flammable materials, fluids, or wood piles in our yard to help keep our home, each other and our neighborhood safe.

Did you know that Westside loves to travel and speaks Spanish, English and French?

He is a friendly bird who always says, "Hello", "Bonjour" or "Hola" to his friends, family and neighbors each day.

Westside often tweets in his cheery way, "My side? Your side? We are all on the same side with community wildfire safety!"

What other ideas can you think of to help Westside the Woodpecker make sure his nest and surroundings are wildfire safety ready? Write this below:

My ideas for Westside:

Time for fun!

Draw the place where you live in the space below. If you have a yard or outside space, what can you do to keep your environment safe from wildfires?






Big Sir the Elephant Seal is waving a friendly flipper to remind us how important it is for you, your family, guardians, teachers and coaches to know where your town's evacuation routes are located.

His little fishy friend, Cayucos, isn't sure how to help with wildfire safety. What suggestions do you have for Cayucos the fish?:

My suggestions for Cayucos the friendly fish:

Time for Fun!

When you, your family or your guardian know the evacuation routes in your town, please color the fish below and give your fish a name so that Cayucos has a friend:



NAME: _____

Bonus question: Do you and your family know the evacuation routes in your town or city? If so, where are they located?

1. _____

2. _____

3. _____



Peanut and Cashew are comical cousins who have a “phone tree” calling system with an out-of-town family member or friend. This person is their point of contact in case of a wildfire emergency. They have fun playing chase with their gopher friend and neighbor Monterey, whose nickname is Monty.

A phone tree helps everyone stay calm instead of acting too “squirrly” during a wildfire. One thing that Peanut and Cashew like to say is, “It’s cool to be calm!” Monty’s favorite saying is, “Don’t wait to prepare for a wildfire - just ‘gopher’ it!”

Who is on your family or friend’s emergency phone tree list?

My family, friends, and neighbor phone tree list includes:


- 1.
- 2.

Bonus question: Can you spot Monty the gopher in this picture?

Time for Fun!

Does having a phone tree calling system help you feel more calm knowing that you have support in case of a wildfire emergency?

If so, color the rainbow below, and name the cloud friends!



My name is: _____

My name is: _____

These are the things that make me happy about wildfire safety:

- 1.
- 2.
- 3.



Fire Chief Cabrillo is here to share important tips for wildfire safety. He reminds us that our firemen, firewomen and fire professionals, along with our emergency teams, and our fire emergency volunteers risk their lives to protect each of us.

Chief Cabrillo wants you to know that he is proud of you and the good work you are doing to keep your family, friends and community safe. Please take a moment to thank the firefighters in your community:

Dear Firefighters,

Fire Chief Cabrillo and Fisci the Fire Safety Fox™ Helpful Tips

Campfires: Only have a campfire in a designated, safe area. Never leave a campfire unattended. Always completely extinguish your campfire when you are done to keep you, others, and the forest creatures safe.

Beach fires: Some of our beaches allow for fires, and others do not. Please be sure to check the rules, and extinguish the fire completely when you are done. Give a friendly reminder when needed!

Backyard fire pits and Barbecues: BBQs can be yummy! Fire Pits can be fun, but also dangerous if located near the woods, dry grasses or meadows due to flying embers. **Please use caution with fire pits, and don't leave your fire pit or BBQ unattended.** Be sure to extinguish the fire pit or barbecue completely when done.

Chief Cabrillo's favorite BBQ food is buttery corn on the cob and sweet watermelon, and Fisci the fox loves s'mores or olallieberry pie for dessert!



What is your favorite BBQ food or dessert:

Fireworks: Some cities and towns allow for personal fireworks, and other communities do not because it can be too dangerous, especially in the dry summer months, or if you live near an open field or woods. Please respect what is best for your community so that we can all work together. There are many ways of celebrating holidays safely!

How can you and your friends and family celebrate holidays safely?

It's fun to help!

We may have family members, friends or neighbors who are physically different from us.

Perhaps they use walkers, crutches, or a wheelchair like Mrs. Lodge the bear.

Other neighbors have canes like Owl Capone, or may be blind, deaf, or housebound.

Afterall, not everyone can move as quickly as our turkey teen friends!


Young Nitwit the Raccoon is helping Mrs. Lodge to safety. What a great neighbor!

How can you help people who are mobility challenged prepare for wildfire safety?



How I can help: _____

**Let's give Nitwit the Raccoon a "great kid" prize for helping Mrs. Lodge the bear!
Color the badge below to thank Nitwit for his support:**



Protecting our pets...

Pets are a special part of many families. We need to have a safety plan for our pets in case of a wildfire emergency.

Sam Simeon, a local photographer, and his kitty Shamel have a smart plan in place.

As you can see, Sam takes care of his special kitty by having a pet carrier that is easy to access.

He also has a collar with his name and phone number, and Shamel's name, along with a leash, and extra food and water.

Shamel is a happy girl! She knows that Sam loves her and will take care of her in case of a wildfire emergency.



Not every family has pets, and that's OK. If your family has pets, what are their names?


What is your family's emergency plan for your pets?

Time for Fun!

If you have pets, draw your pets and add their names in the space below .

If you do not have pets, what type of pet would you like to have,
and what would you name your pet?

Draw this below:





Prepare with your Pals...

If your family has a gas fueled car, it is smart to keep the tank full in case you need to “hit the road” due to a wildfire emergency.

After all, we don’t want to be stuck in a long line at the gas station if a wildfire is quickly approaching our neighborhood.

Our turtle friend, Señor Luis Obispo the third, or “Slo” for short, is all gassed up and ready to go.

If a wildfire happens, he will give his neighbor, Lady Avila Templeton, a ride since LadyBug Avila doesn’t have a car. They have a good plan!

Not everyone has a car, and that’s OK. Ask a friend or neighbor if they will include you in their car in case there is a community wildfire evacuation.

Can you make room in your car for a neighbor or friend? If so, what is their name and phone number?

Name: _____

Phone Number: _____

If you do not have a car, who can you buddy up with? What is their name and phone number?

Name: _____

Phone Number: _____

Señor Slo and Lady Avila Templeton want to remind you, your parents, or your caregivers of the following wildfire evacuation driving safety tips. Be sure to check with your local fire department for other important information!

1. Stay calm like our squirrels Peanut and Cashew.
2. Know your evacuation routes - keep those posted near your car.
3. If you have more than one car, please decide which car you will take for evacuation to reduce the number of cars on the road during an emergency evacuation.
4. Follow the fire department's evacuation orders - **do not wait or stay behind if you are asked to evacuate** - wildfires move fast!
5. Keep your gas tank as full as possible at all times.
6. Store your go bags, animal carriers, masks and supplies near an exit to your car.
7. Keep an emergency kit and first aid kit in your car or trunk.
8. Have a charged portable fire extinguisher in your car or trunk.
9. Keep a flashlight with fresh batteries in your car.
10. Keep fire retardant or wool blankets in your car to cover yourself if need be.
11. Keep bottled water in your car so you can stay hydrated.
12. Keep your phone charged and listen to the emergency alerts.
13. Have good respirators or masks in case there is smoke in the air.
14. Be sure to drive away from the fire and drive away from where the fire is moving.
15. If you must pull over, then park away from vegetation and trees, look for a parking lot, open roadway, a large dirt lot, or park behind a cement wall or building if you are surrounded by a wildfire.
16. Keep your vehicle headlights on and close the windows and vents if there is smoke in the air to keep the air inside the car as fresh as possible.

"We've got this!"



It is "neigh"borly to help others as we help ourselves!

Pretty Poppy the prepared pony would like to help you put together your evacuation "go bag." A go bag is a small suitcase, light backpack or bag that you, your parents or guardians can quickly grab from a convenient location - like a closet or shelf - if you need to leave right away due to a wildfire.

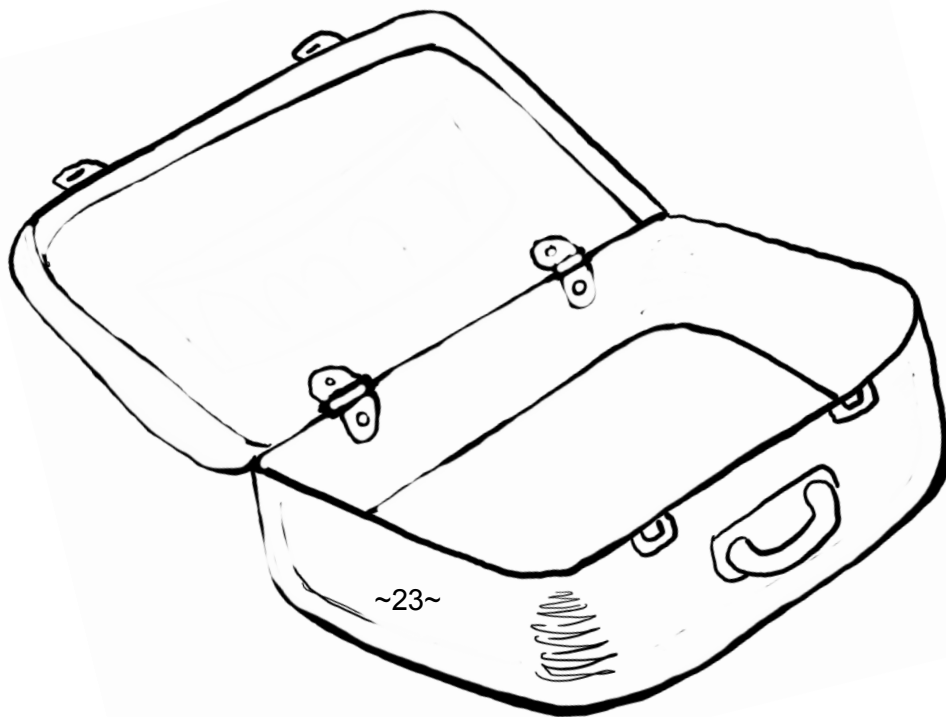
Helpful Tip: When a wildfire emergency happens, there's no time to horse around! We may only have 5 minutes or less to leave the house, so let's be prepared.

Ideas of what to pack ahead of time:

1. A small flashlight
2. 1 pair of sneakers and socks
3. A change of underwear
4. A change of comfortable clothes
5. A sweater or sweatshirt
6. Toothpaste and toothbrush
7. Your favorite toy
8. A book, game or puzzle
9. Glasses if you wear them
10. A cell phone if you have one
11. Medications, I.D., or an inhaler
12. A bottle of water and small snack



Pretty Poppy would like you to draw items for your "go bag":




Bonus Points Page!

Color the star below if you share this list with your parents, grandparents, or caregivers.

Here are some items that you will want to share with your parents or guardians to have in their go bag or wildfire emergency supplies:

- 3-day non-perishable food supply (like tuna/chicken packets, a nut butter or spread, dried fruit, granola, protein bars, etc.)
- Mess kits (compact kits that include plate, cup, utensils)
- 3-day water packs
- Waterproof flashlight and extra spare batteries
- Change of clothing
- Extra socks and underwear
- Fire retardant blanket (wool)
- Wet wipes / antibacterial wipes
- Extra face masks
- Backpack first aid kit and flashlight
- Prepaid cell phone
- Phone/tablet chargers
- Toothbrush / hygiene kit (with mini shampoo/body wash)
- Protection from the elements (like a rain poncho, umbrella, or thermal blanket)
- Emergency go bag documents: Laminated identification, pictures of kids with full names and address, how to reach you if you get separated from kids, emergency contacts, driver's license, passport, etc.
- Cash
- Quiet games (books, coloring books, deck of cards, search and find or puzzle books, etc.)
- Child's favorite toys or comfort item (blankie, a stuffed animal, etc.)
- Glasses and/or Medications
- Pet carriers, leashes, pet IDs, and water and pet food





Let's Camp Safely...

Our seagull couple, Piney Robles and Pinky Atascadero, love to go camping and play their guitars.

They are in a popular band called, "The Charming Cambrians!"

Piney and Pinky are not birdbrains, they are considerate and always follow the rules of fire safety:

- ~ They check to make sure it is safe to have a fire at the campground.
- ~ They do not leave fires unattended, not even for a few minutes!
- ~ If they see an unattended campfire they let a ranger know right away.

This seagull pair is a great example of responsible campers. Let's be birds of a feather and flock together to support wildfire safety!

Piney and Pinky would like you to sing along with them...


"Camping is our favorite thing to do,
Wildfire safety is fun for me and for you!
Playing and singing in nature brings a smile,
Let's get outside and camp for a while!"



Time for Fun!

In the space below, draw a picture of your favorite thing to do when you go camping.

If you have not been camping, that's OK!
What would you like to do when you have the chance to camp?





Surf's Up for Wildfire Safety!

Miss Betty Beachcomber loves to surf, "Moo-hooo, I am totally stoked!" Betty exclaims while 'udderly' shredding the pacific waves.

Betty has a "Moo-tique" in the village where she sells funny moo-vies, moo-velous books, and moo-tastic milkshakes!

She and her bovine buddies help keep the beaches and forests clean by picking up trash and doing their part to help our earth, oceans and fellow animals feel safe and loved.

Betty's favorite saying is, "Let's get 'mooving' and prepare for wildfire safety!"

We think she is one cool cow! Let's all do our part like this surfer girl.

What else do you think Betty sells at her village "moo-tique"?

Draw those items below:





Critters Count!

Nitwit the neighborhood raccoon reminds us that there are hillsides and other areas in your community that could use a helping hand.

Maybe you, your family and friends can volunteer to help clean up litter and trash, or pitch in to clear weeds, brush or branches. Volunteering can be fun and helps reduce the risk of wildfires.

As Nitwit often says, "Keep the litter away from critters!"

Our wildlife friends will appreciate your efforts! Let's use our "noodles" and come up with ideas to help our neighborhoods. How can you help Nitwit and the other animals stay safe in your community?

How I can help: _____

Friend I can ask: _____

When will I do this?: _____

What Have You Learned about Wildfire Safety?

Fisci, Moonstone and their friends would like you to **color the star** after every question you can answer below:

1. Who needs to prepare for wildfire safety?



2. How can I help?



3. What is my family or caregiver's home evacuation plan?



4. Where are my community's evacuation routes?



5. Why is it important to prepare for a fire emergency?



6. When should my family or guardian and I start to prepare?



It is time to say farewell to our forest and sea creature friends...

**“Wildfire safety can be fun,
let's work together and get it done!
Fisci and his friends from the sky, sea and land,
would like to thank you for lending a helping hand!”**



A Parting Message from the Author and the Artist...

Mari and John want to thank you & your family
for doing your part for Wildfire Safety Preparation.

Together we are stronger!






Photo: Mari A. Lee, Fiscalini Ranch Preserve, Cambria

We would like to extend a special thank you to the California firefighters, emergency teams, and their families who risk and give so much.

We also want to express appreciation to the Cambria and San Luis Obispo County fire emergency and safety professionals, organizations, and volunteers for all you do for all of us.

A fist bump of gratitude goes out to the Cambria Fire Safety Committee members: Dave, Bob, Roberta, and Michael, and Fire Chief Hollingsworth who cheered this project along from the start.

A heartfelt thank you to our wonderful editor Britney Cross and her fantastic kiddos, Zeric (14), Ellee (9) and Teigun (8) “future firefighter”, who read and helped support our book project. And to Ninoska Montero, an incredible therapist, and her terrific children, Sofia (11) and Ethan (8) for being great readers and helpers.

Our respect and admiration to the Cambria, central and northern coast residents and families who are doing their part to keep our neighborhoods, beaches, meadows and forests safe from wildfires.

Finally, a friendly west coast shout out to all of our California communities - northern, central and southern, forest, coastal, mountain, inland, city and desert, and especially those communities and citizens that have been impacted by wildfires. We appreciate our fellow Golden State friends, neighbors and fellow residents who are working together to support our ocean and environment, and for wildfire safety across our beautiful state. Together we are stronger!



Wildfire Evacuation Car Emergency Tips

An important disclaimer to kids, parents, guardians: We applaud you for starting your wildfire preparation, well done! Please check with your local fire department and wildfire emergency organizations to support you in your preparation efforts. These tips are added here as a helpful guideline with the understanding that they are not given as therapy or emergency expert advice. **Please seek out fire safety experts to assist you.**

1. Know your evacuation routes - keep those posted near or in your car
2. Stay calm like our squirrels Peanut and Cashew
3. Follow the fire department's evacuation orders - **do not wait or stay behind if you are asked to evacuate** - wildfires move fast!
4. Keep your gas tank as full as possible at all times
5. Store your go bags, animal carriers, masks, etc. near a safe exit to your car
6. Keep an emergency kit and first aid kit in your car or trunk
7. Have a charged portable fire extinguisher in your car or trunk
8. Keep a flashlight with fresh batteries in your car
9. Keep fire retardant or wool blankets in your car to cover yourself if need be
10. Keep bottled water in your car so you and your loved ones can stay hydrated
11. Keep your phone charged and listen to the emergency alerts
12. Have good respirators or masks in case there is smoke in the air
13. Drive away from the fire and drive away from where the fire is moving
14. If you must pull over, park away from vegetation and trees, find an outdoor parking lot, open roadway, large dirt lot, or park behind a cement wall or building if you are surrounded by a wildfire
15. Keep your vehicle headlights on and close the windows and vents if there is smoke in the air to keep the air inside the car as fresh as possible

Wildfire Emergency Supply Tips

An important disclaimer to kids, parents or guardians: As shared on the previous page, we are happy that you are starting your wildfire preparation, good job! It is important to check the following list with your local fire department and wildfire emergency organizations to support you in your preparation efforts. These items are added here as helpful tips with the understanding that they are not given as therapy or emergency expert advice. **Please seek out fire safety experts to assist you.**

- 3-days of non-perishable food supply (like tuna/chicken packets, a nut butter or spread, dried fruit, granola, protein bars, etc.)
- Mess kits (compact kits that include plate, cup, utensils)
- 3-day worth of water packs or bottles
- Waterproof flashlight and extra spare batteries
- Change of clothing and sneakers or hiking boots that are comfortable
- Extra socks and underwear
- Fire retardant blanket or fire retardant wool blanket
- Wet wipes / antibacterial wipes
- Extra face masks that filter smoke
- Backpack first aid kit with toilet paper
- Prepaid cell phone
- Phone/tablet chargers
- Toothbrush / hygiene kit (with mini shampoo/body wash)
- Protection from the elements (like a rain poncho, umbrella, or thermal blanket)
- Emergency go bag documents: Laminated IDs, pictures of kids with full names and address, how to reach you if you get separated from kids, emergency contacts, driver's license, passport, etc.
- Cash
- Quiet games (books, coloring books, deck of cards, search and find or puzzle books, etc.)
- Child's favorite toys or comfort item (blankie, binky, a stuffed animal, etc.)
- Glasses and/or Medications
- Pet carriers, leashes, pet IDs, and water and pet food



National Wildfire Safety Resources in California and the United States

Disclaimer: The author and artist are not affiliated with the following organizations, websites or resources . They are listed here as additional support for you and your family if you choose.

Please seek out fire safety experts in your area to assist you.

Cal OES: <https://wildfirerecovery.caloes.ca.gov/>

DTSC: <https://dtsc.ca.gov/>

CalFire: <https://www.readyforwildfire.org/>

CalFire Video: <https://www.youtube.com/watch?v=rfHjTT1CCaY>

Family Preparedness:

<https://www.readyforwildfire.org/prepare-for-wildfire/get-set/prepare-your-family/>

US Fire Administration: <https://www.usfa.fema.gov/prevention/outreach/children.html>

Smokey the Bear: <https://smokeybear.com/en/smokey-for-kids>

Fire Science: <https://smokeybear.com/en/about-wildland-fire/fire-science>

Ready.gov: <https://www.ready.gov/disability>





Photo: Mari A. Lee; Spring sunset, Cambria, California

On a day when the wind is perfect,
the sail just needs to open
and the world is full of such beauty;
Today is such a day.

~Rumi

